



2
0
2
5

CATALOG PRODUCT



PT. INKASA JAYA ALUMINIUM

JL. Raya Winong Km. 1,5 Talun, Silo Kambang,
Gn. Gangsir, Kec. Gempol, Pasuruan, Jawa Timur

☎ 0343 - 659 550

☎ 0343 - 657 606 / 657 607

✉ marketing@inkalum.com

🌐 www.inkalum.com



PROFILE

We would like to take this opportunity to introduce ourselves as one of the aluminium extrusion manufacturer in Indonesia.

PT. INKASA JAYA ALUMINIUM was established in Nov 2013

PT. INKASA JAYA ALUMINIUM is 100% an Indonesian owned company

PT. INKASA JAYA ALUMINIUM plant has the following state of the art facilities and services:

32 unit latest aluminium extrusion presses

6 unit of smelting furnaces

2 vertical powder coating and 2 horizontal powder coating

Equipped with 2 anodizing lines to ensure consistency

In house die designers, technicians and engineers and also die makers

With our set-up, we are able to offer all customers with a one stop services to meet their industry standards requirement such as building construction marine, ship building, aerospace, automobile, precisions engineering, electronics, medical equipments, machineries and etc.

Recently, we set up our Pasuruan, East Java, Indonesia head office, PT. INKASA JAYA ALUMINIUM to focus our business strategy "Providing One Stop Solution" to better serve all our customers requirements in this region.



trivalum.official



trivalum_official



www.inkalum.com

GENERAL INFORMATION

A unique combination of properties puts aluminium and its alloys among our most flexible engineering and construction materials, which delivers high performance in functional services. The advantages of aluminum extrusion can be selected and mixed almost without limit to suit the needs and preferences of customers in a single material and process. Described below are major advantages that make aluminum extrusion such flexible and favorable products.

Aluminium Major Advantages:

All alloys are light in weight, yet some have strengths greater than of that of structural steel. Thus the lightweight may reduce the cost of handling and product shipping whatever the applications.

Aluminium requires no protective coating for most applications; the surface supplied is entirely adequate without further finishing. Where the plain aluminium surface does not suffice, a wide variety of surface finishes are available to suit, such as: chemical, electrochemical, and paint finishes.

Aluminium and most of its alloys have good electrical and thermal conductivity and high reflectivity to both heat and light. Although it is an excellent electrical conductor, aluminium does not produce sparks, which is an essential property for products used highly flammable or explosive materials and atmosphere.

Aluminium has a high resistance to corrosion because on surface exposed to the atmosphere and other environmental, factors a thin transparent oxide skins burn immediately and protects the metal from further oxidation. The metal can safely be used in the presence of certain mild alkalis with the aid of inhibitors, but general direct contact with alkaline substances should be avoided as these attack the oxide skin and are therefore corrosive to aluminium.

Aluminium is often the most economical choice for electrical system components because its electrical conductivity (alloy 1350) is approximately 36MS/m (62% of IACS).

The aluminium industry includes a large and active "secondary metal" sector which scrapped aluminium products for remelting and recovery of the metal. Aluminium extrusion have substantial scrap value and can be recycled. That's an advantage that may appeal both to a potential buyer and to his concern for environmental protection.

Aluminium and most of its alloys can easily be worked into any form and readily accept a wide variety of surface finishes. Aluminum is a popular choice of material for complex sectioned. Often, it can compete successfully with cheaper materials having a lower degree of workability. In fact most aluminium alloys can be machined speedily and easily and important factor contributing to the low cost of finished aluminium parts. There is almost no limit to the different shapes in which the aluminium may be extruded.

Finishes for Aluminium Extruded Products:

Mill Finish

Natural aluminium finish of the extrusion press no further anodizing or coloring process.

Natural Anodizing

By means of eletro-chemical process natural oxide-film will be formed and thickened considerably on the metal surface. The aluminium extrusion is then sealed in hot deionized- water which closes of the pores and permanently seals the oxide film imparting to the metal surface the extreme hardness, corrosion and wear resistance of the oxide. INKASA Natural Anodize finish conform to International Standard and is available in nominal film thickness 5, 10, 18 and 25 microns.

For normal and severe atmosphere condition, film thickness from 10 to 25 microns repectively should be recommended.

Color Finish

In the INKASA color process, inorganic metal color particles are deposited and fixed electronically at the very base of the pores of anodic film allowing virtually full thickness of the anodic film to protect them.

The aluminium extrusion is then sealed in hot deionozed water which closes of pores and permanently seals in the color particles.

The coloring process in combination with anodizing is to yield a finish which is light fast, abrasion and corrosion resistance and unchanging color intensity. For normal and severe atmosphere condition, film thickness from 10 to 25 microns respectively should be recommended.



trivalum.official



trivalum_official



www.inkalum.com

ALLOY 6063

Description of Alloy

Alloy 6063 provides a good combination of extrudability and mechanical properties. Its excellent extrudability allows thin-walled hollow shapes, intricate solids, and other that are usually difficult to extrude with satisfactory finish, to be produced more easily. It responds well to polishing, chemical brightening, anodizing and dyeing

Characteristics

Welding Alloy 6063 is readily welded by the MIG and TIG processes

Machining Readily machined in all tempers gives

Forming All tempers maybe in formed the softer tempers accepting more severe forming

Corrosion Excellent resistance to the atmosphere. Particularly suitable for anodizing for architectural applications

Tempers Available

Extruded shapes - F, T4, T5 and T6

Physical Properties

Density	2.71 x 10 ⁻⁶ kg/mm ³
Melting Range	600-650°C
Specific Heat between 0-100°C	879 J/kg deg C
Coefficient of Linear Expansion between 20-200°C	23x10 ⁻⁶ deg C
Thermal Conductivity at 100°C	201 W/m deg C
Electrical Resistivity at 20°C	0.033μAm
Modulus of Elasticity	69x10 ³ MPa



trivalum.official



trivalum_official



www.inkalum.com

CHEMICAL COMPOSITION

Alloy	Si(%)	Fe(%)	Cu(%)	Mn(%)	Mg(%)	Cr(%)	Zn(%)	Ti(%)	Others(%)	Al(%)
6061	0.4-0.8	0.70	0.15-0.4	0.15	0.80-1.2	0.40-0.35	0.25	0.15	0.15	Reminder
6063	0.20-0.6	0.35	0.10	0.10	0.45-0.9	0.10	0.10	0.10	0.15	Reminder
6106	0.30-0.6	0.35	0.25	0.10	0.40-0.80	0.20	0.10	0.00	0.10	Reminder

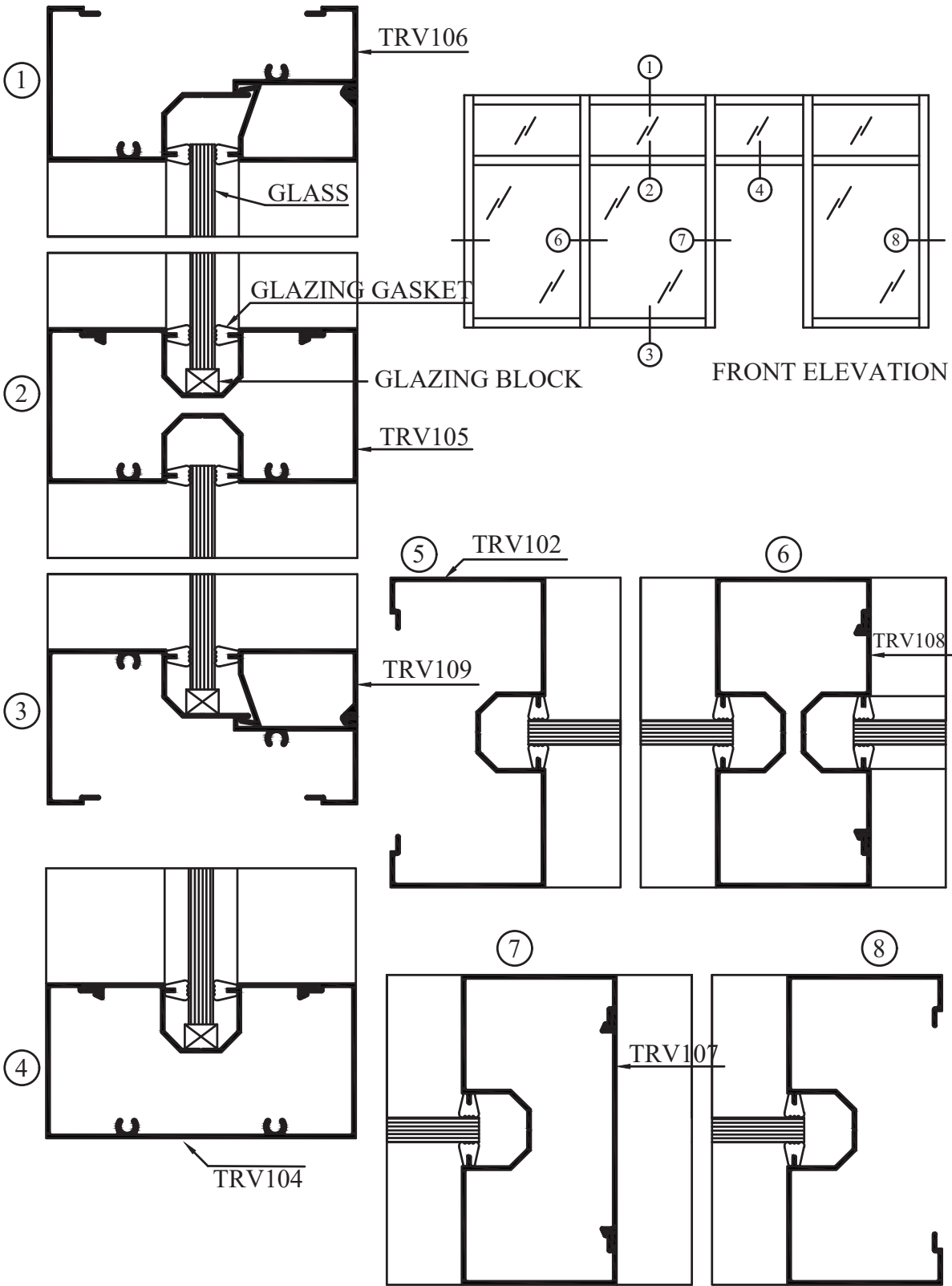
Note: Composition in percent maximum unless shown as a range.

MECHANICAL PROPERTIES

Alloy	Temper	Minimum Yield Strength (Mpa)	Minium Ultimate Tensile Strength (Mpa)	Elongation's in 50mm apply for thickness up throught 12.50mm in 5D (5.65VA)
6061	T4	115	190	14%
	T6	240	280	7%
6063	F	-	100	12%
	T4	70	130	14%
	T5	110	150	7%

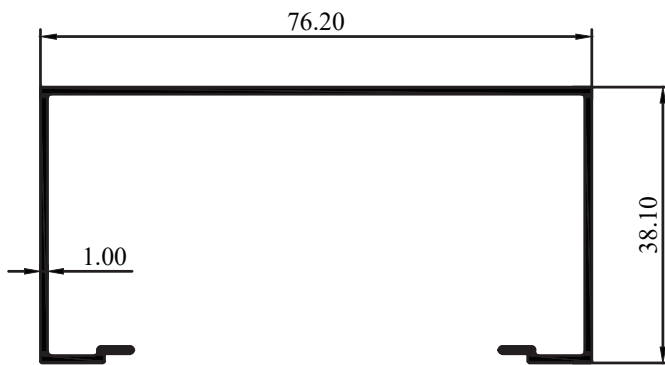


ASSEMBLY DETAIL : SHOP FRONT 3 INCH





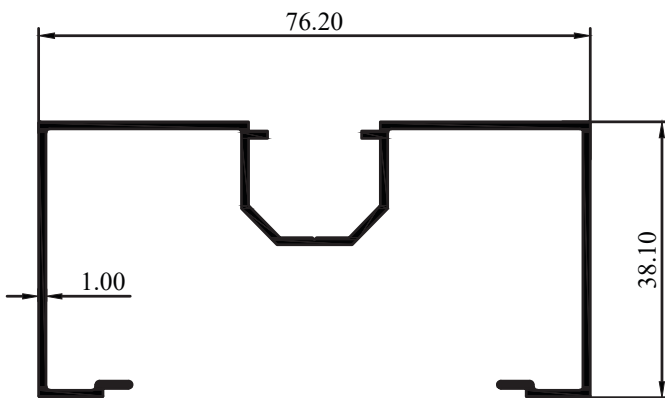
SHOP FRONT 3" X 1.5"



SECTION NO : TRV101

W = 0.478 KG/M

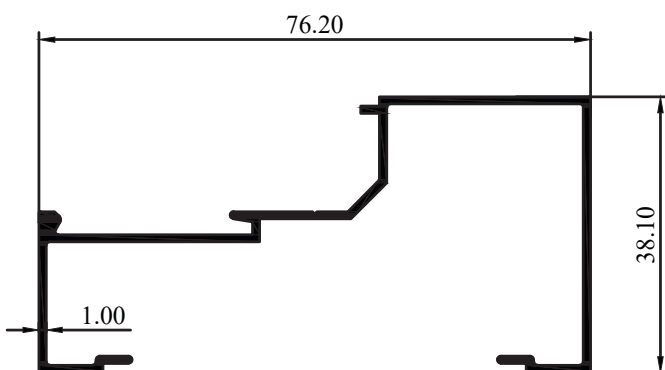
P = 352.28 MM



SECTION NO : TRV102

W = 0.565 KG/M

P = 415.47 MM



SECTION NO : TRV103

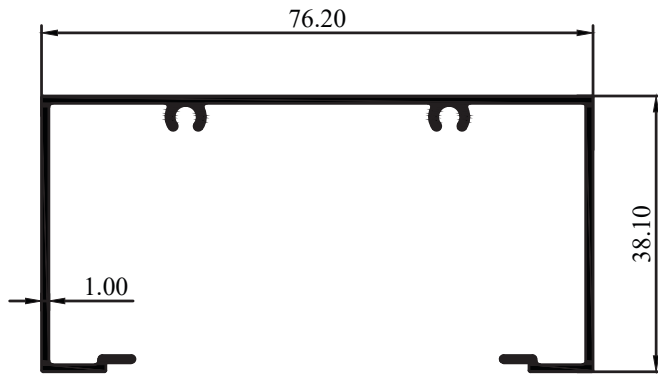
W = 0.510 KG/M

P = 363.99 MM





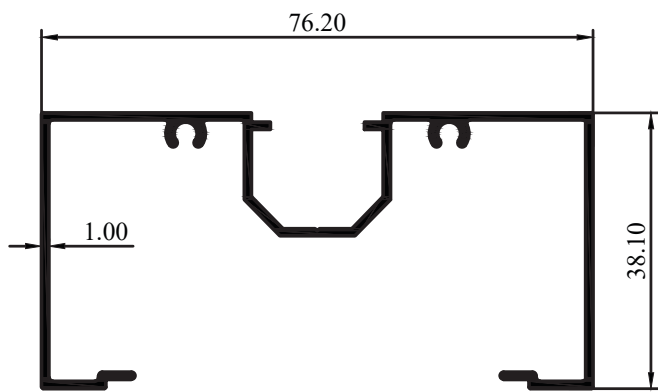
SHOP FRONT 3" X 1.5"



SECTION NO : TRV104

W = 0.533 KG/M

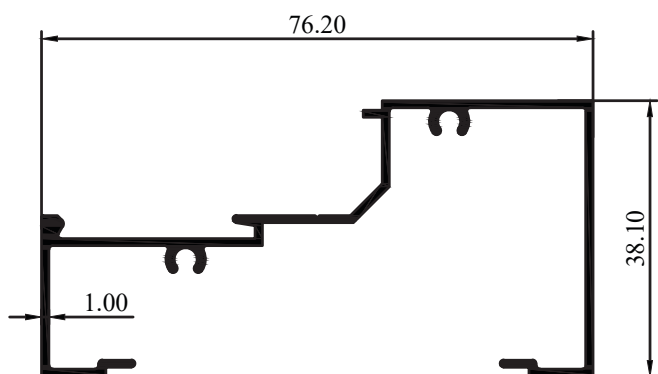
P = 377.49 MM



SECTION NO : TRV105

W = 0.619 KG/M

P = 440.77 MM




SECTION NO : TRV106

W = 0.564 KG/M

P = 389.29 MM



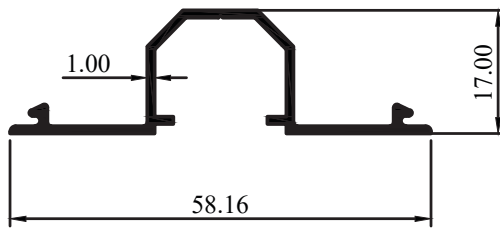
SHOP FRONT 3" X 1.5"



SECTION NO : TRV107

W = 0.182 KG/M

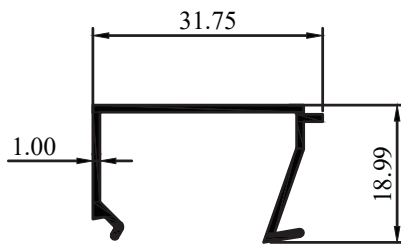
P = 131.77 MM



SECTION NO : TRV108

W = 0.268 KG/M

P = 195.06 MM



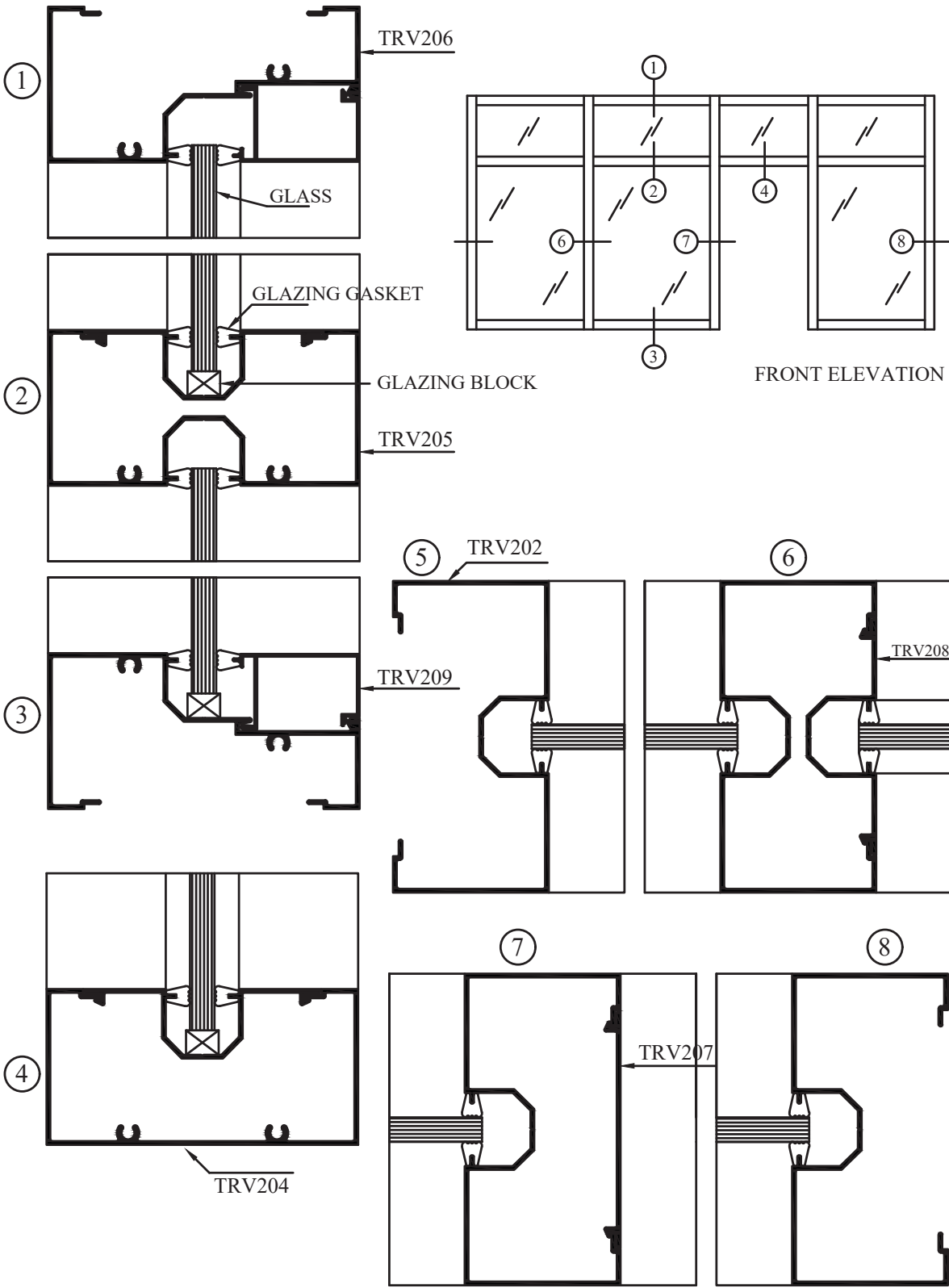
SECTION NO : TRV109

W = 0.203 KG/M

P = 149.74 MM

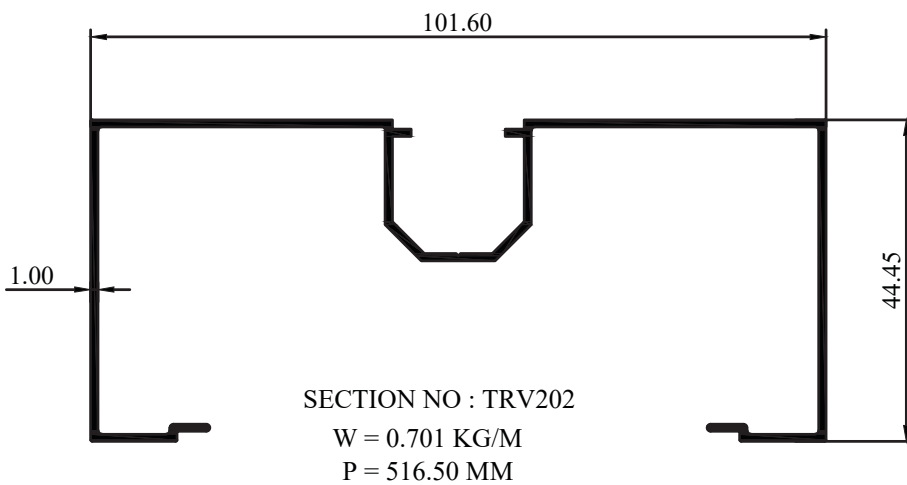




ASSEMBLY DETAIL : SHOP FRONT 4 INCH



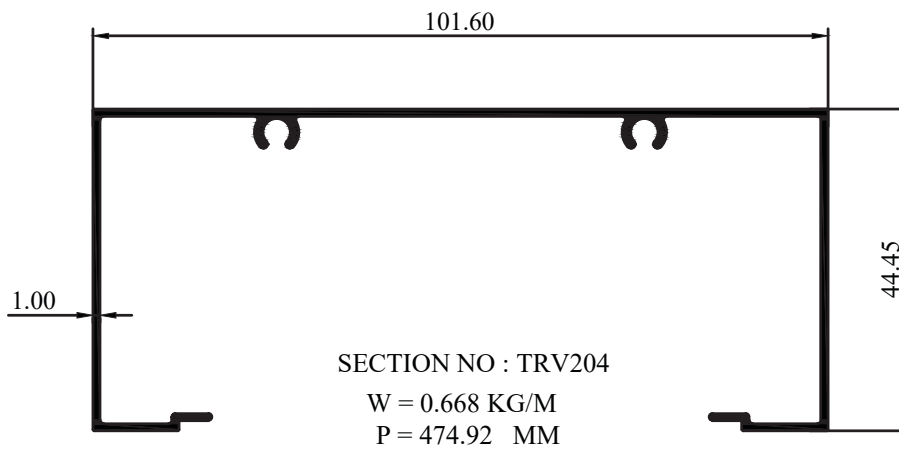
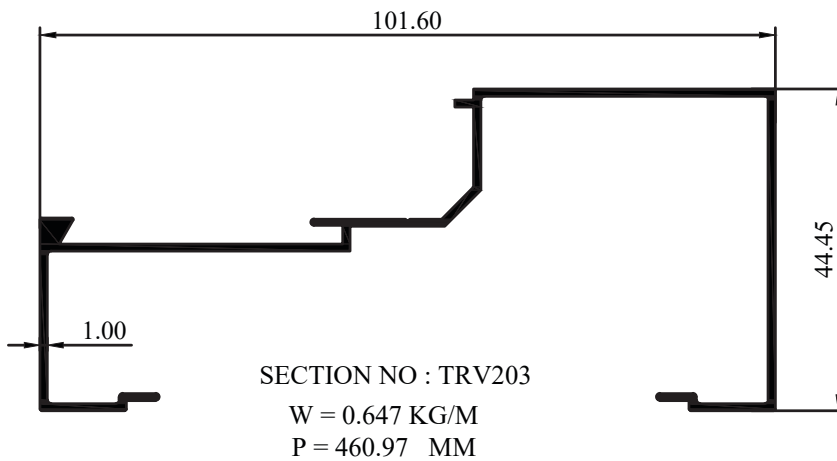
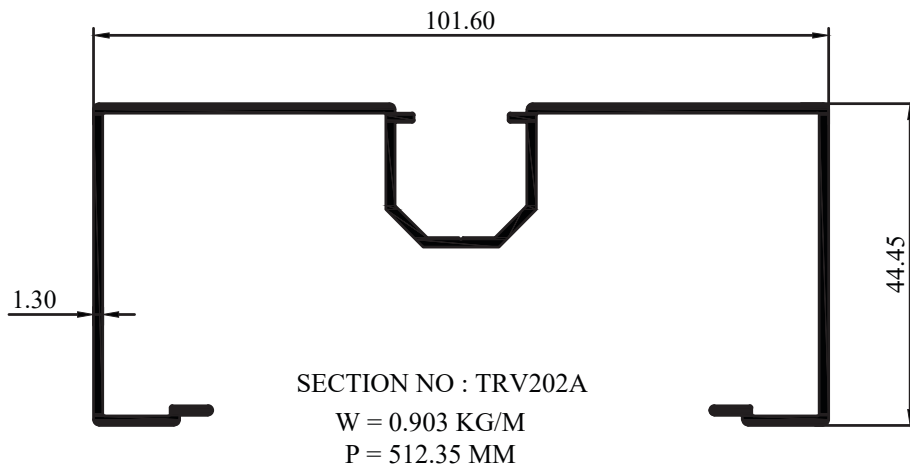


SHOP FRONT 4" X 1.75 "



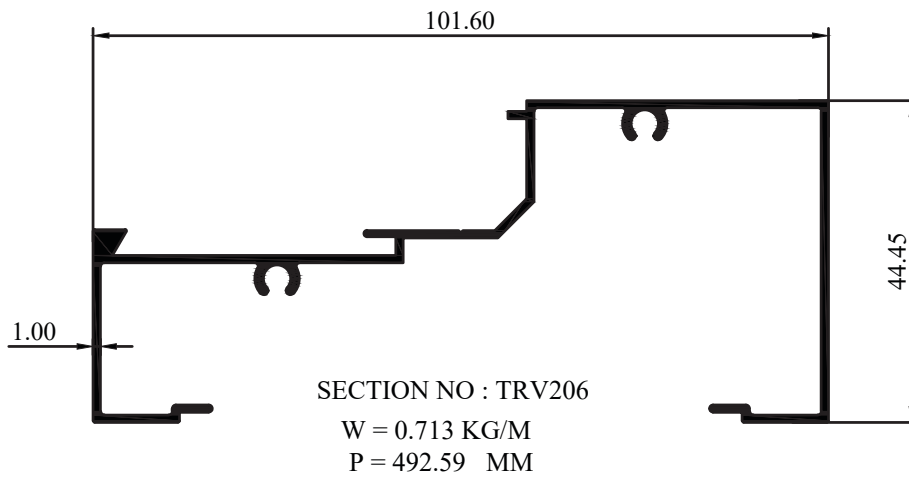
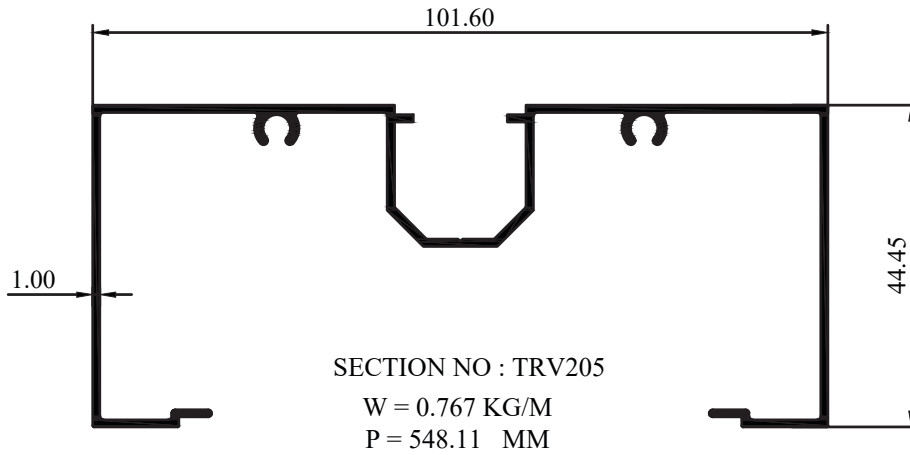


SHOP FRONT 4" X 1.75 "



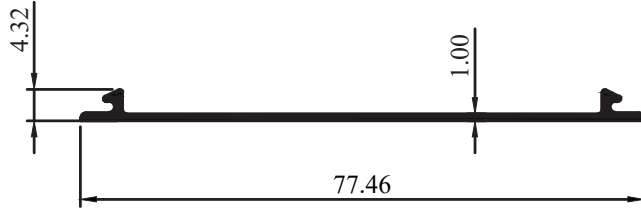


SHOP FRONT 4" X 1.75 "





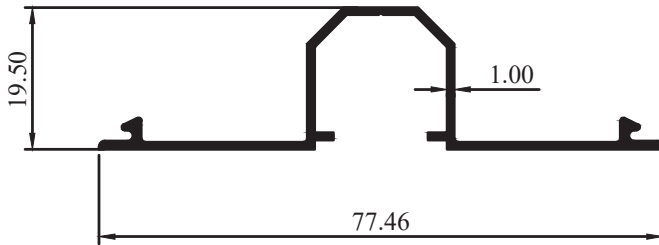
SHOP FRONT 4" X 1.75 "



SECTION NO : TRV207

W = 0.243 KG/M

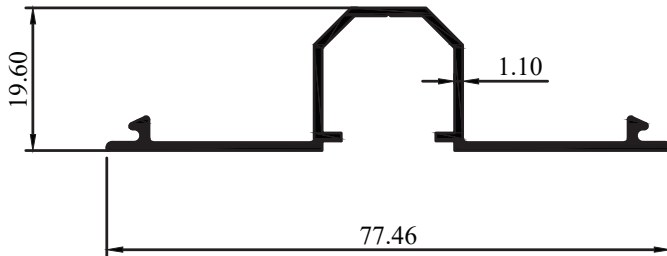
P = 171.46 MM



SECTION NO : TRV208

W = 0.342 KG/M

P = 244.65 MM



SECTION NO : TRV208A

W = 0.372 KG/M

P = 245.32 MM



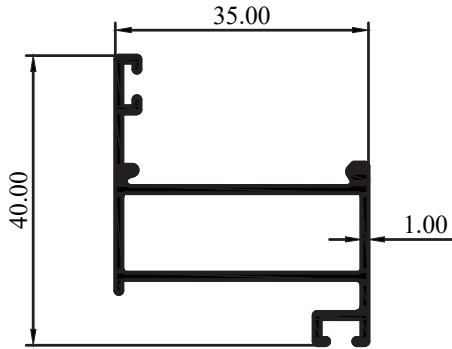
SECTION NO : TRV209

W = 0.271 KG/M

P = 196.11 MM

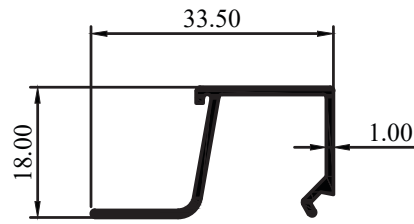


CASEMENT WINDOW



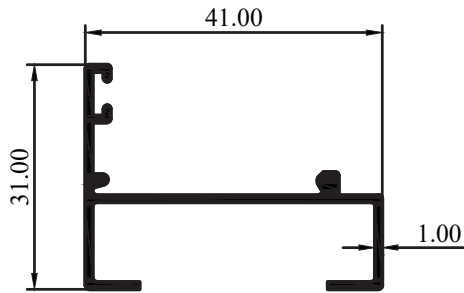
SECTION NO : TRV301

W = 0.415 KG/M
P = 285.83 MM



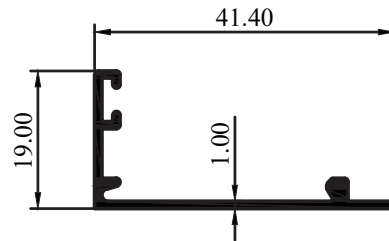
SECTION NO : TRV302

W = 0.191 KG/M
P = 138.76 MM



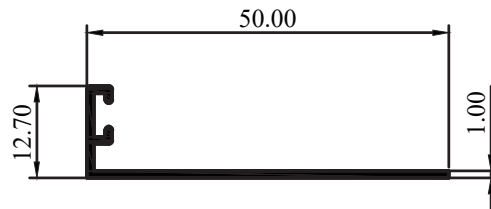
SECTION NO : TRV303

W = 0.312 KG/M
P = 215.70 MM



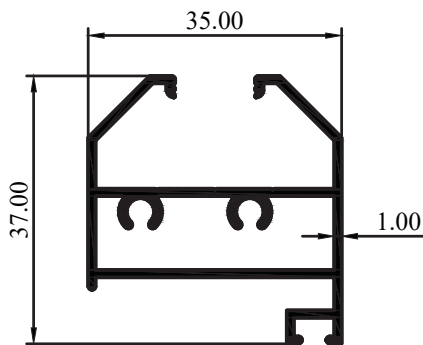
SECTION NO : TRV304

W = 0.213 KG/M
P = 144.94 MM



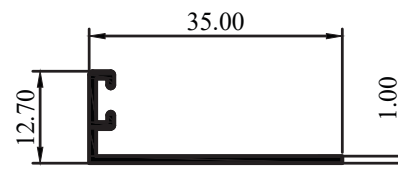
SECTION NO : TRV306

W = 0.187 KG/M
P = 139.49 MM



SECTION NO : TRV305

W = 0.500 KG/M
P = 356.17 MM

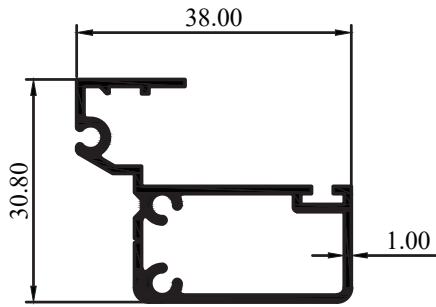


SECTION NO : TRV307

W = 0.147 KG/M
P = 109.49 MM

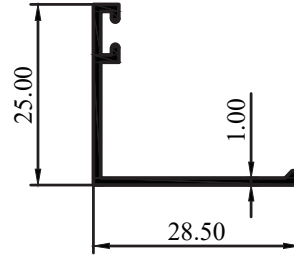


CASEMENT WINDOW



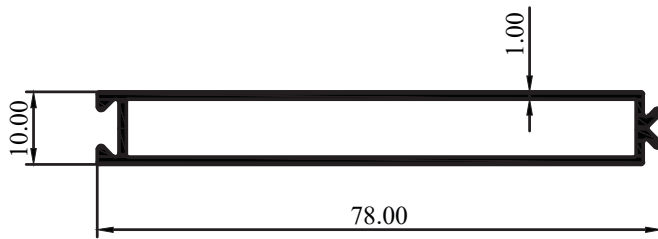
SECTION NO : TRV308

W = 0.407 KG/M
P = 280.53 MM



SECTION NO : TRV309

W = 0.167 KG/M
P = 123.56 MM

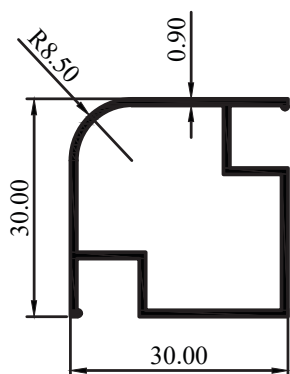


SECTION NO : TRV310

W = 0.484 KG/M
P = 345.64 MM

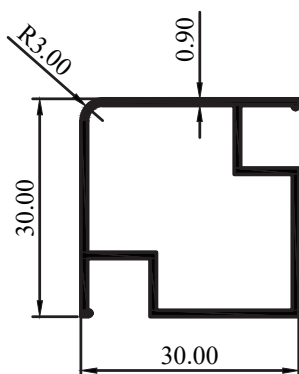


COMODITY



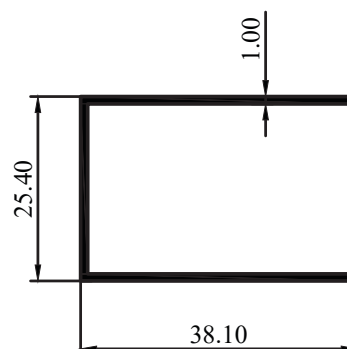
SECTION NO : TRV401

W = 0.317 KG/M
P = 259.52 MM



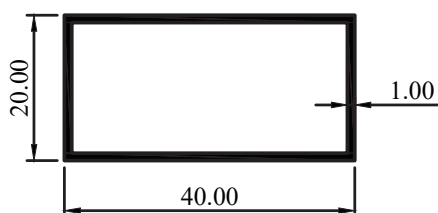
SECTION NO : TRV402

W = 0.323 KG/M
P = 264.24 MM



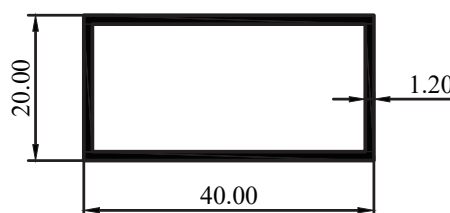
SECTION NO : TRV403

W = 0.333 KG/M
P = 246.00 MM



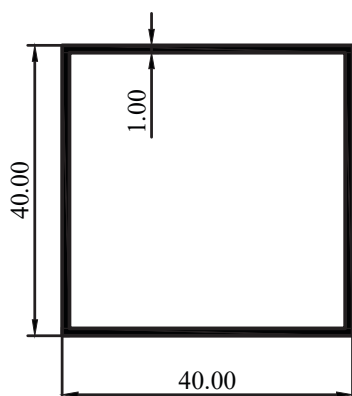
SECTION NO : TRV404

W = 0.314 KG/M
P = 232.00 MM



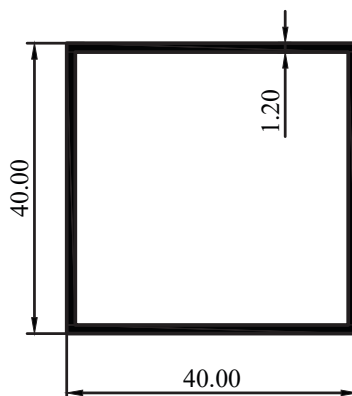
SECTION NO : TRV404TB

W = 0.375 KG/M
P = 230.40 MM



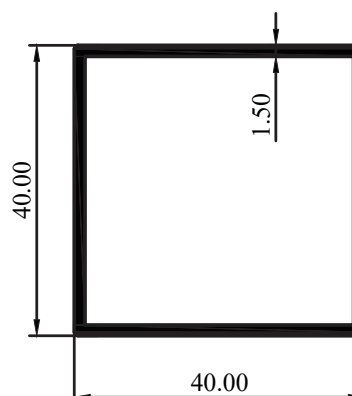
SECTION NO : TRV405

W = 0.423 KG/M
P = 312.00 MM



SECTION NO : TRV405TB

W = 0.505 KG/M
P = 310.40 MM

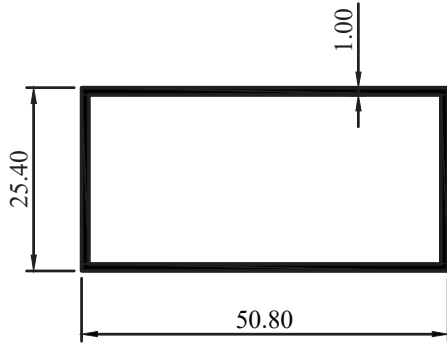


SECTION NO : TRV405A

W = 0.625 KG/M
P = 307.14 MM

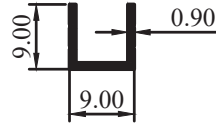


COMODITY



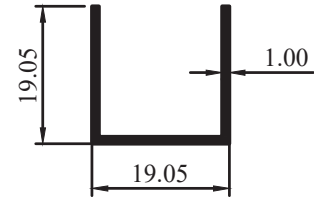
SECTION NO : TRV406

W = 0.402 KG/M
P = 296.80 MM



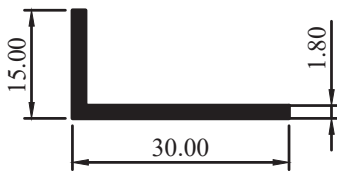
SECTION NO : TRV407

W = 0.061 KG/M
P = 53.000 MM



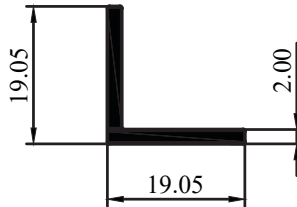
SECTION NO : TRV408

W = 0.149 KG/M
P = 112.30 MM



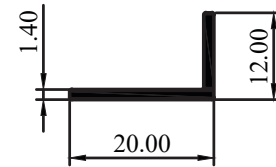
SECTION NO : TRV409

W = 0.211 KG/M
P = 90.000 MM



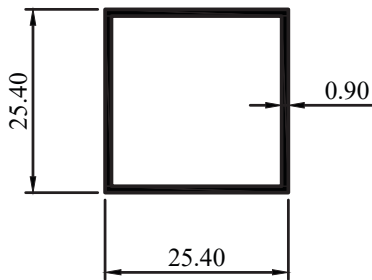
SECTION NO : TRV410

W = 0.195 KG/M
P = 75.427 MM



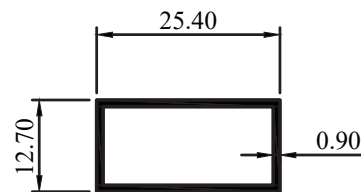
SECTION NO : TRVPM05

W = 0.116 KG/M
P = 63.227 MM



SECTION NO : TRV412

W = 0.239 KG/M
P = 196.00 MM

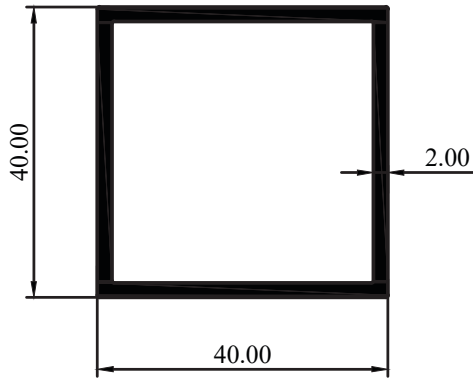


SECTION NO : TRV413

W = 0.177 KG/M
P = 145.20 MM

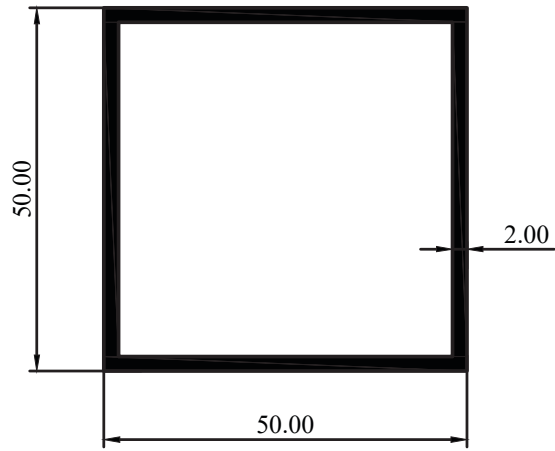


COMODITY



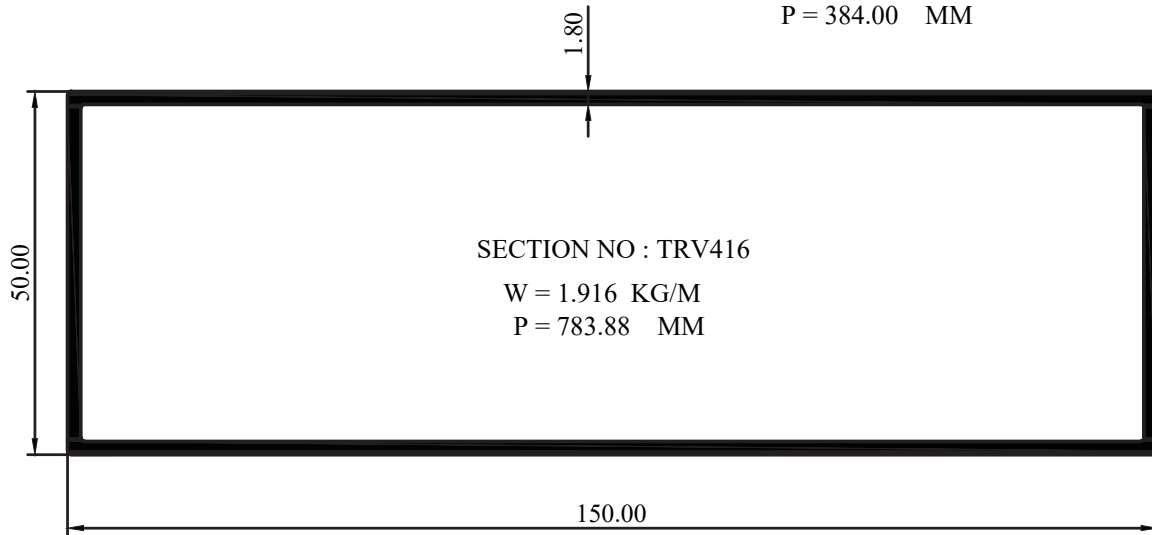
SECTION NO : TRV414

W = 0.824 KG/M
P = 302.97 MM



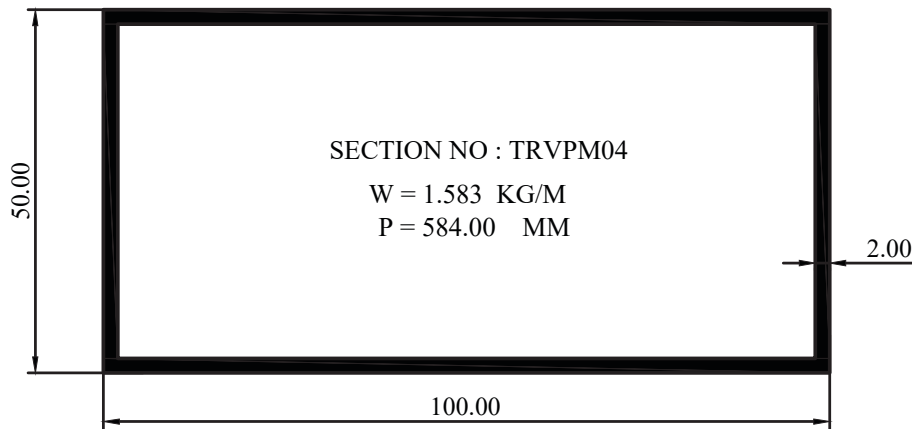
SECTION NO : TRV415

W = 1.041 KG/M
P = 384.00 MM



SECTION NO : TRV416

W = 1.916 KG/M
P = 783.88 MM




SECTION NO : TRVPM04

W = 1.583 KG/M
P = 584.00 MM



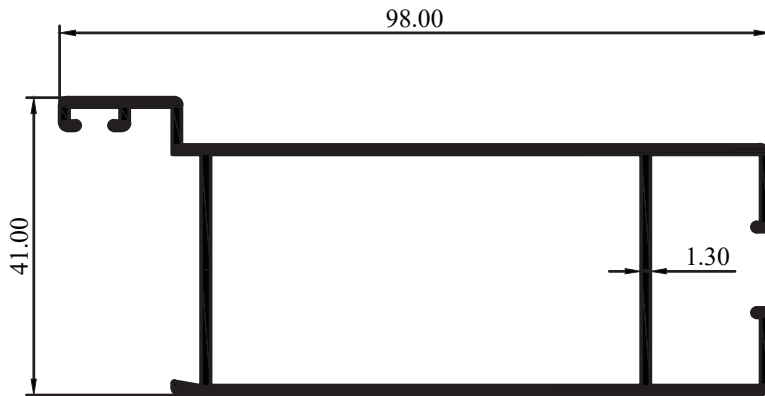
SWING DOORS



SECTION NO : TRV501

W = 0.892 KG/M

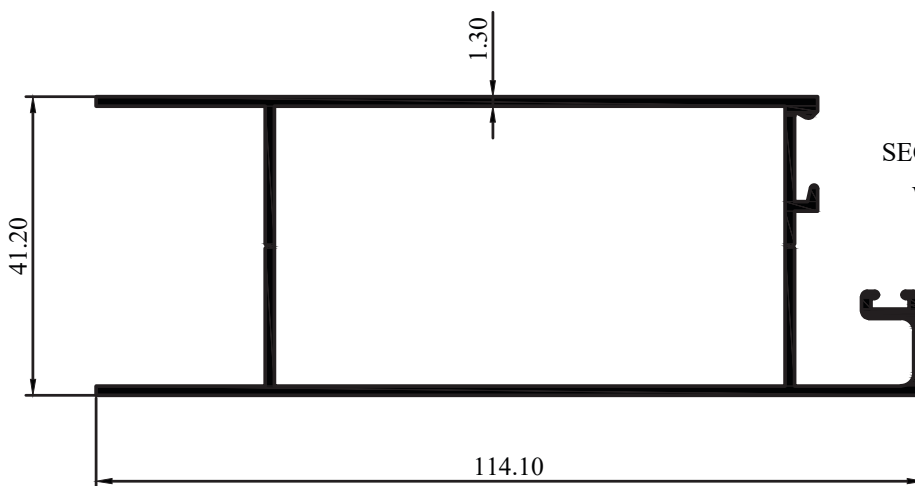
P = 502.83 MM



SECTION NO : TRV502

W = 0.996 KG/M

P = 562.65 MM



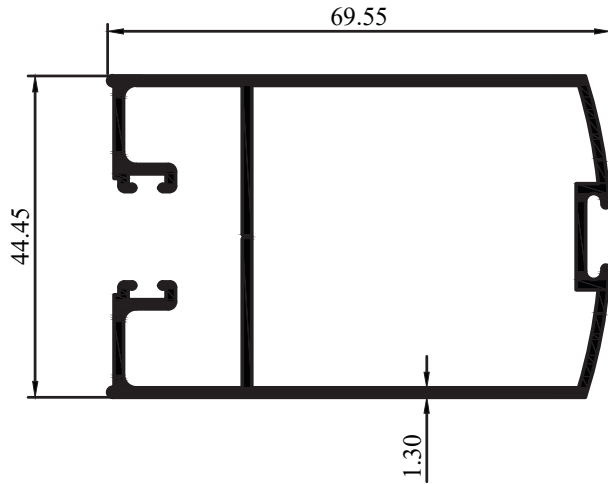
SECTION NO : TRV503

W = 1.142 KG/M

P = 638.43 MM



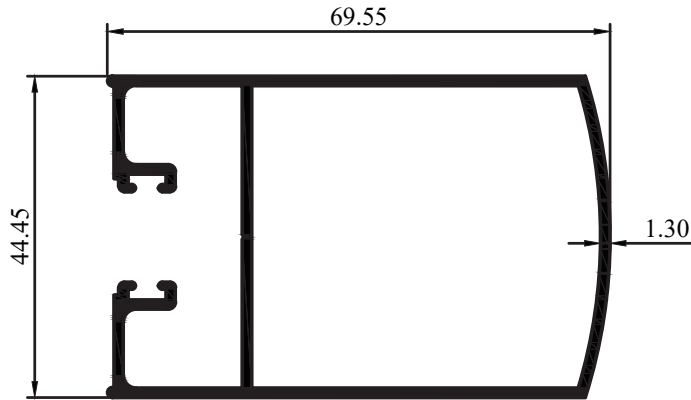
SWING DOORS



SECTION NO : TRV504

W = 0.988 KG/M

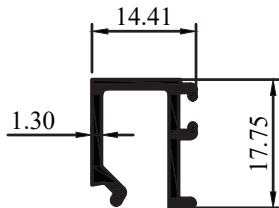
P = 549.32 MM



SECTION NO : TRV505

W = 0.952 KG/M

P = 531.58 MM



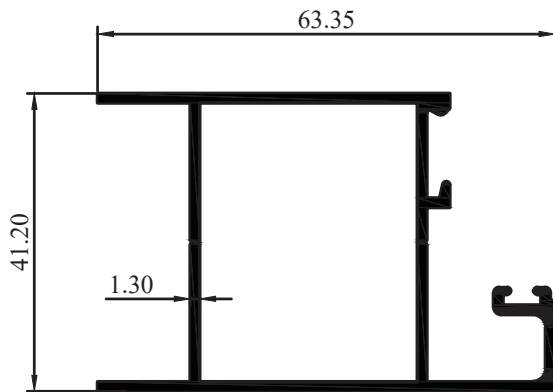
SECTION NO : TRV506

W = 0.195 KG/M

P = 110.97 MM



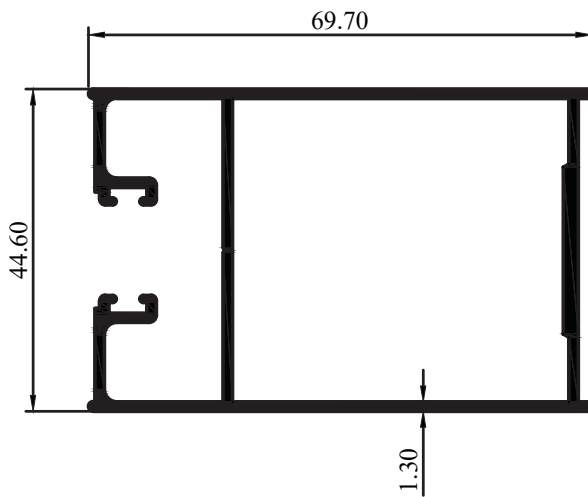
SWING DOORS



SECTION NO : TRV507

W = 0.785 KG/M

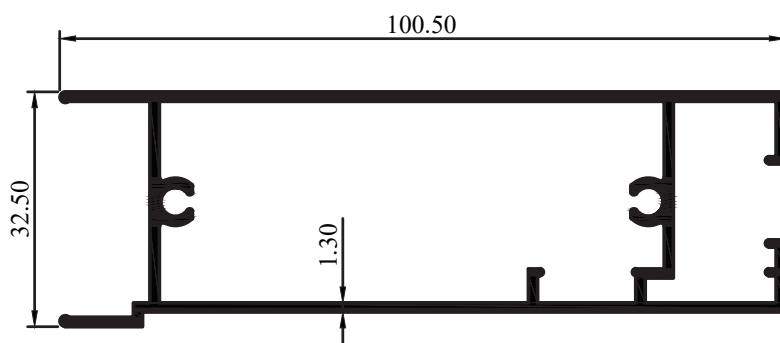
P = 435.43 MM



SECTION NO : TRV508

W = 1.026 KG/M

P = 545.76 MM



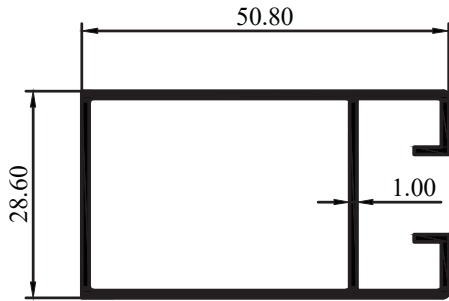
SECTION NO : TRV509

W = 1.095 KG/M

P = 612.93 MM

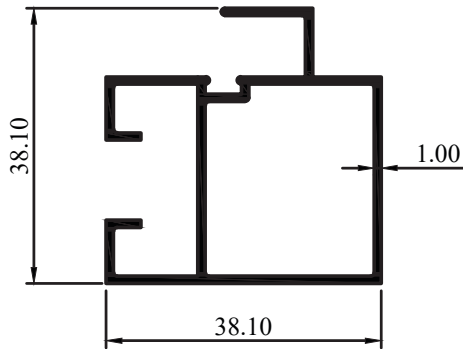


SLIDING DOORS



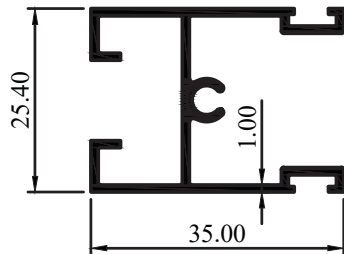
SECTION NO : TRV601

W = 0.482 KG/M
P = 353.87 MM



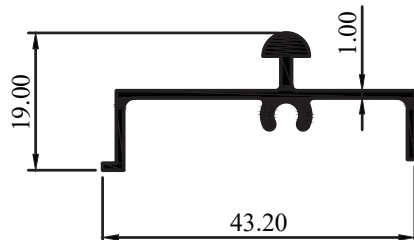
SECTION NO : TRV602

W = 0.481 KG/M
P = 351.27 MM



SECTION NO : TRV604

W = 0.369 KG/M
P = 268.128 MM

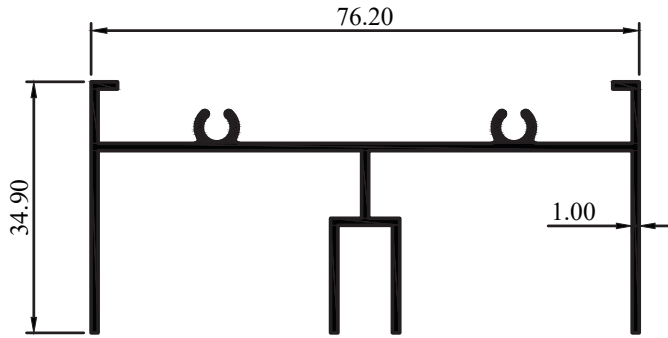


SECTION NO : TRV605

W = 0.276 KG/M
P = 160.621 MM

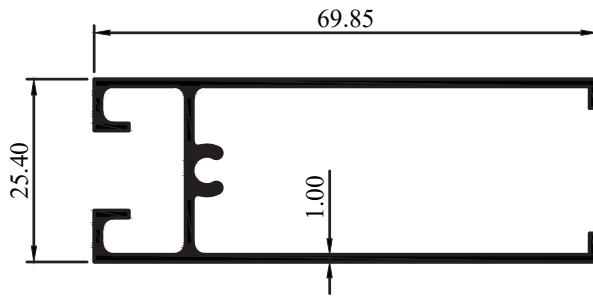


SLIDING DOORS



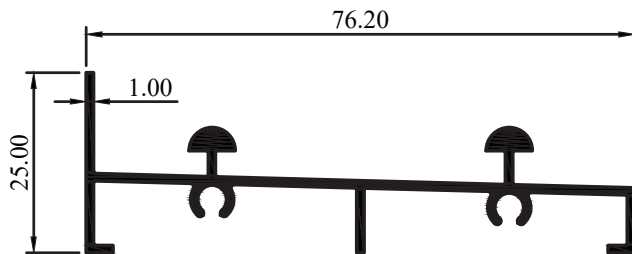
SECTION NO : TRV606

W = 0.597 KG/M
P = 432.371 MM



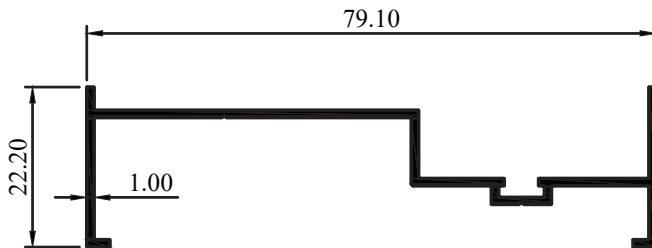
SECTION NO : TRV607

W = 0.560 KG/M
P = 387.738 MM



SECTION NO : TRV608

W = 0.503 KG/M
P = 325.319 MM

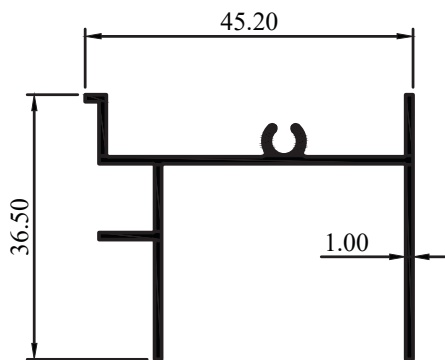


SECTION NO : TRV609

W = 0.385 KG/M
P = 285.847 MM



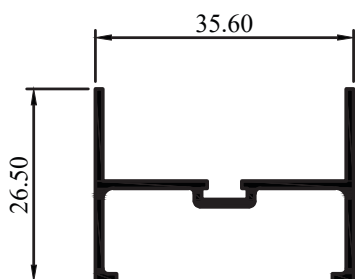
SLIDING DOORS



SECTION NO : TRV610

W = 0.365 KG/M

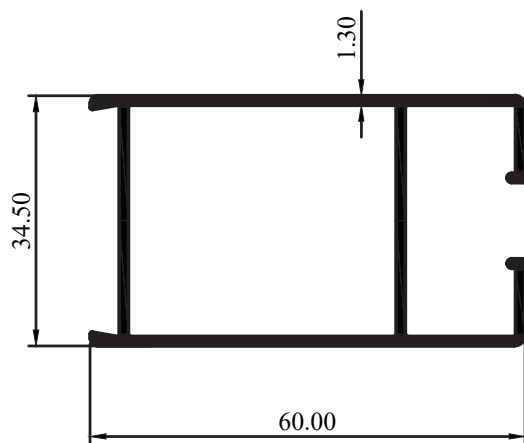
P = 264.850 MM



SECTION NO : TRV611

W = 0.266 KG/M

P = 192.98 MM



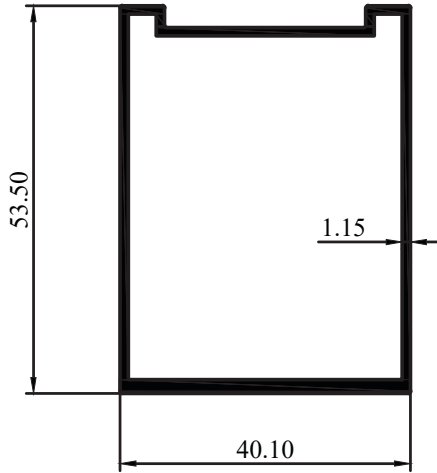
SECTION NO : TRV612

W = 0.733 KG/M

P = 411.544 MM



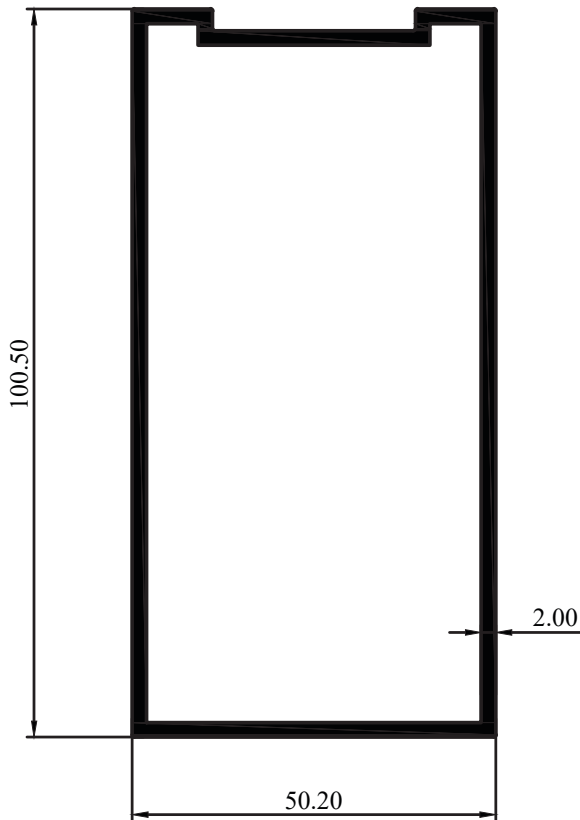
CURTAIN WALLS



SECTION NO : TRV701

W = 0.664 KG/M

P = 374.67 MM



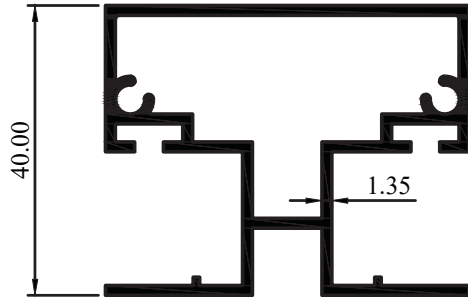
SECTION NO : TRV702

W = 1.623 KG/M

P = 597.77 MM



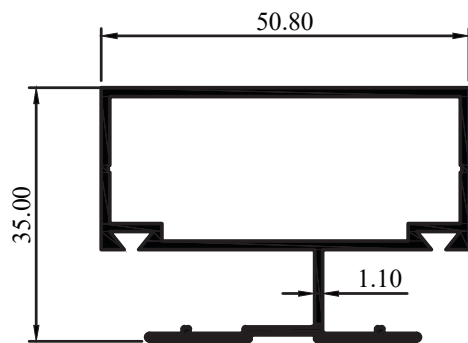
CURTAIN WALLS



SECTION NO : TRV705

W = 0.894 KG/M

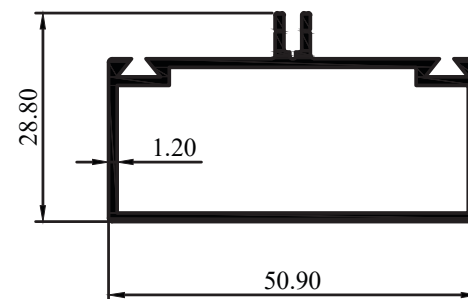
P = 482.57 MM



SECTION NO : TRV706

W = 0.654 KG/M

P = 406.53 MM



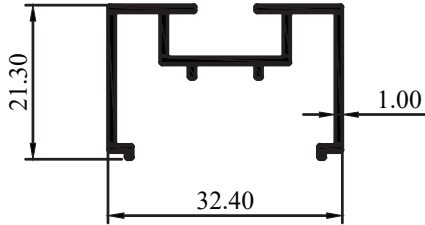
SECTION NO : TRV709

W = 0.550 KG/M

P = 328.10 MM



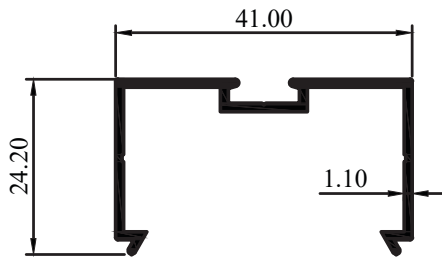
CURTAIN WALLS



SECTION NO : TRV710

W = 0.282 KG/M

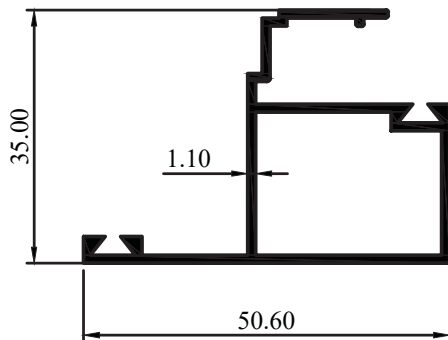
P = 205.36 MM



SECTION NO : TRV712

W = 0.306 KG/M

P = 206.42 MM



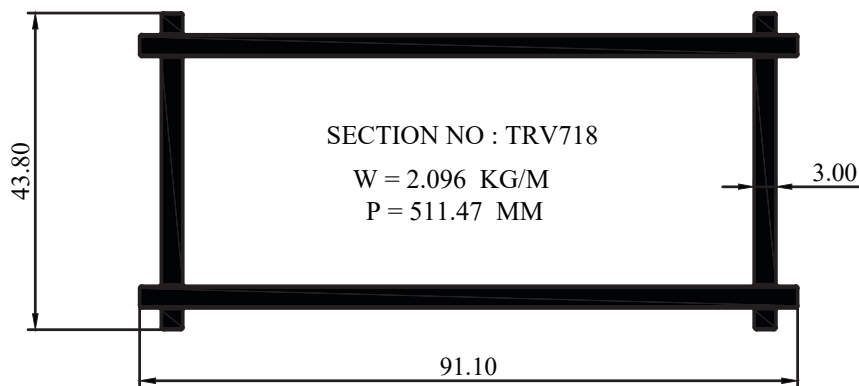
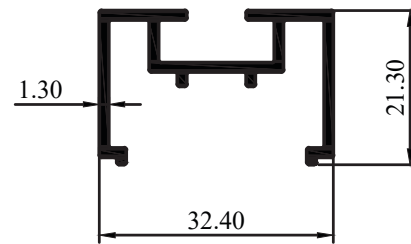
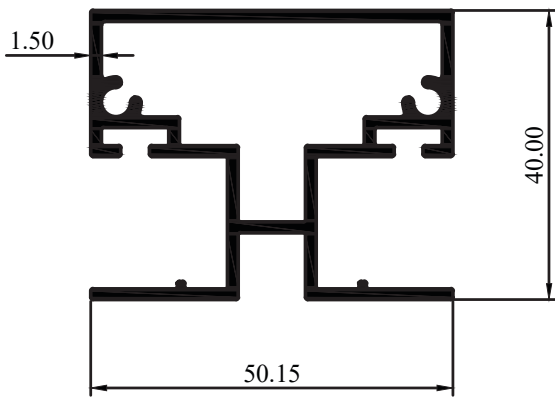
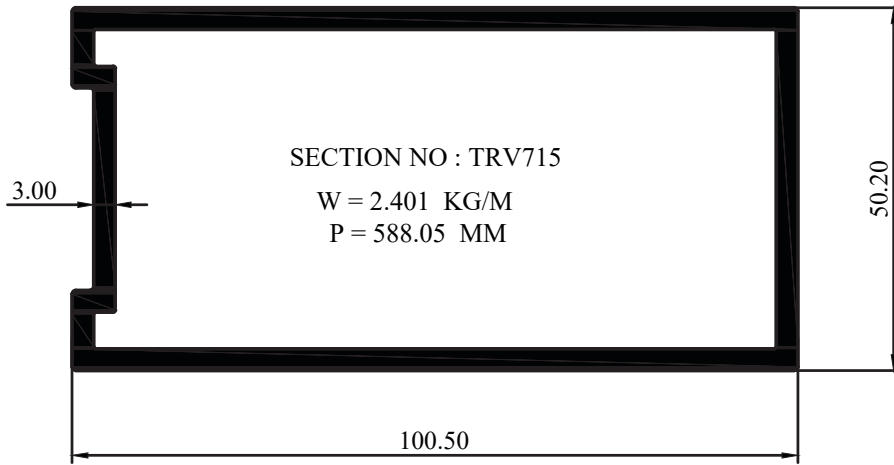
SECTION NO : TRV714

W = 0.496 KG/M

P = 327.07 MM

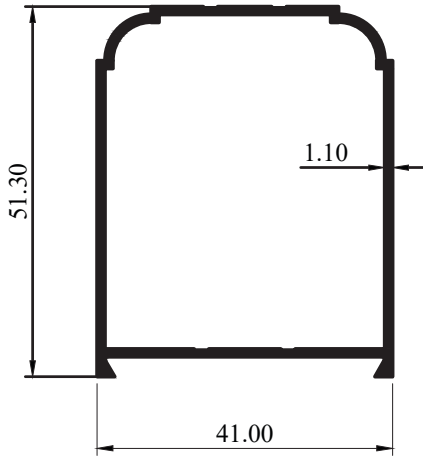


CURTAIN WALLS

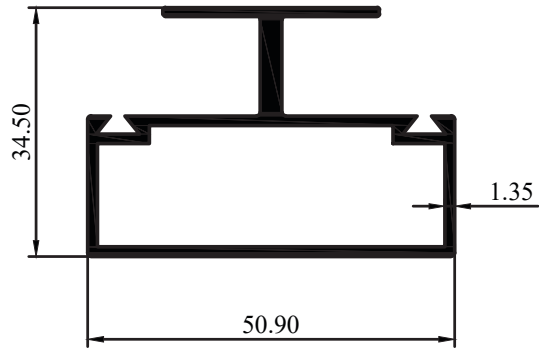




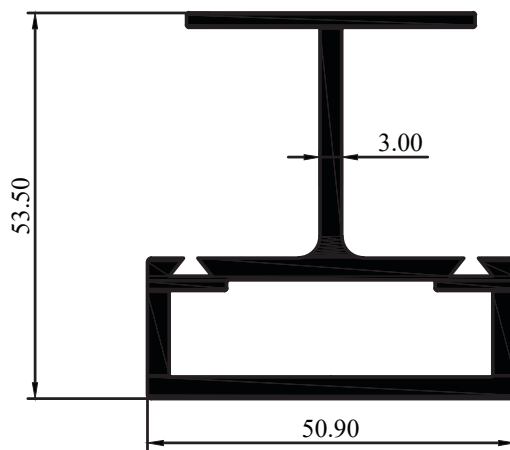
CURTAIN WALLS



SECTION NO : TRV719
W = 0.527 KG/M
P = 354.89 MM



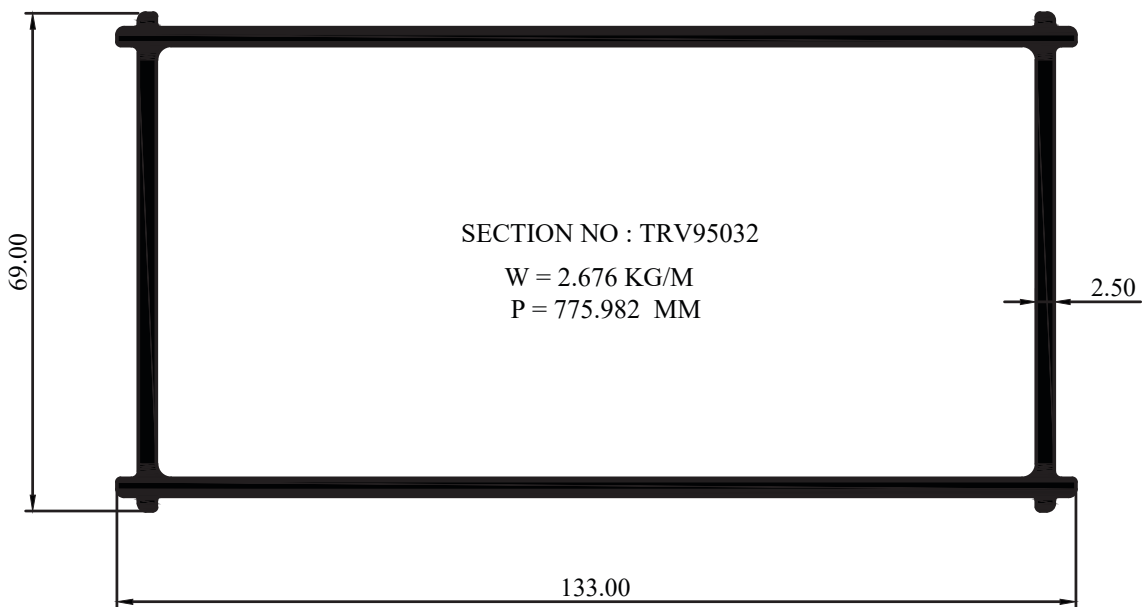
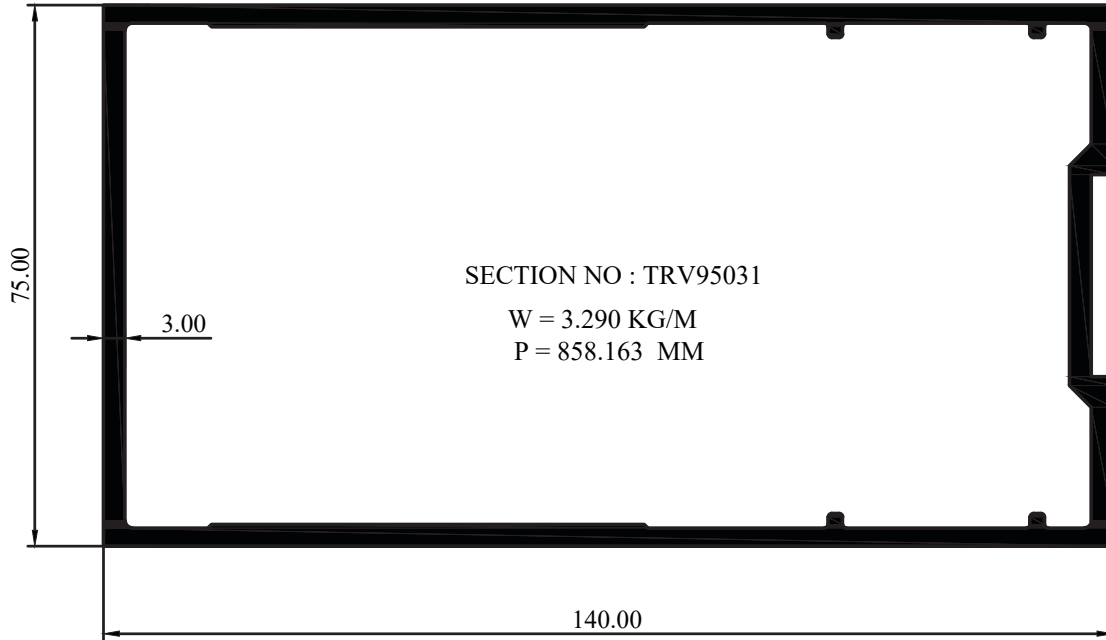
SECTION NO : TRV720
W = 0.748 KG/M
P = 373.374 MM



SECTION NO : TRV721
W = 1.545 KG/M
P = 415.170 MM

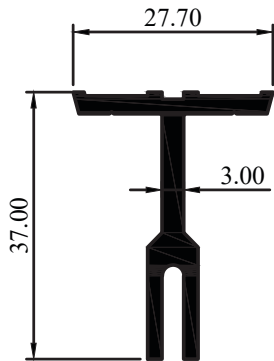


CURTAIN WALLS



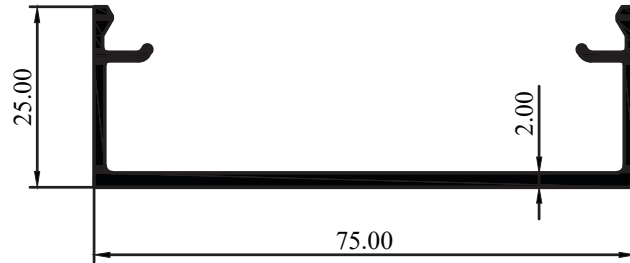


CURTAIN WALLS



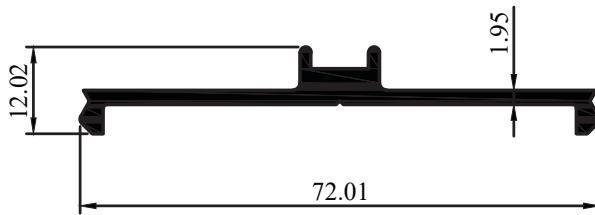
SECTION NO : TRV95033

W = 0.539 KG/M
P = 162.380 MM




SECTION NO : TRV95034

W = 0.647 KG/M
P = 273.125 MM



SECTION NO : TRV95035

W = 0.541 KG/M
P = 178.218 MM

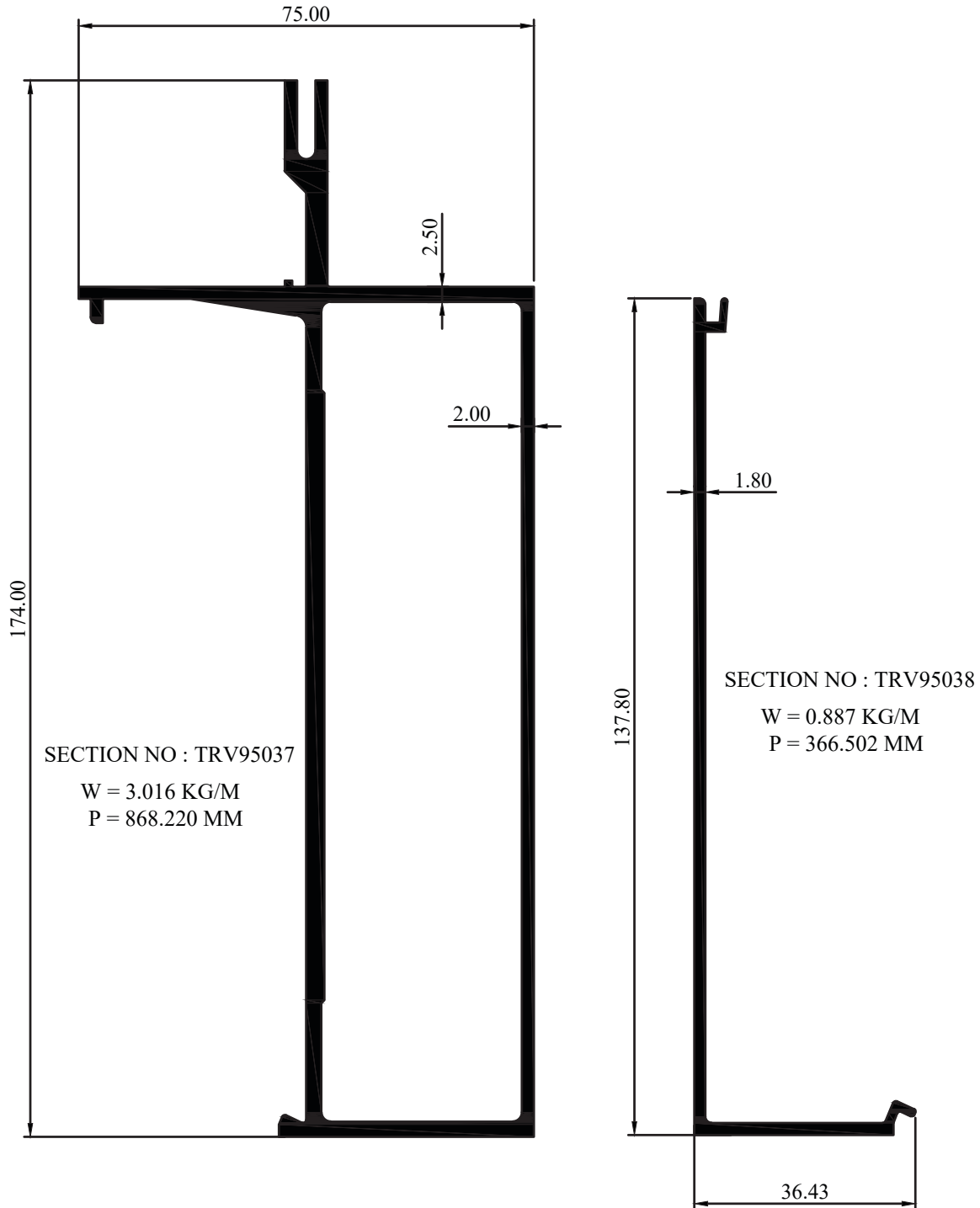


SECTION NO : TRV95036

W = 2.199 KG/M
P = 797.400 MM

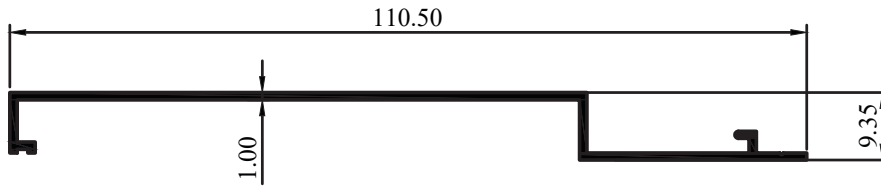


CURTAIN WALLS





SPANDRELS



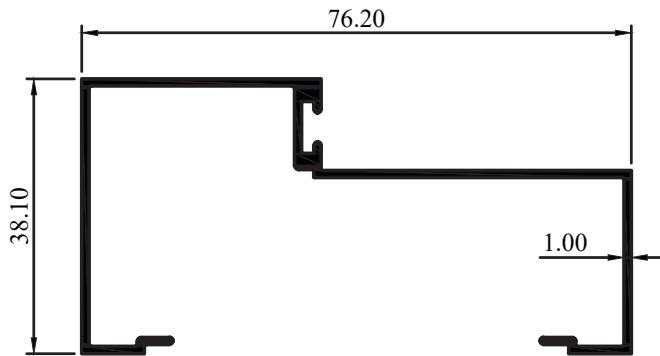
SECTION NO : TRV801

W = 0.363 KG/M

P = 270.26 MM



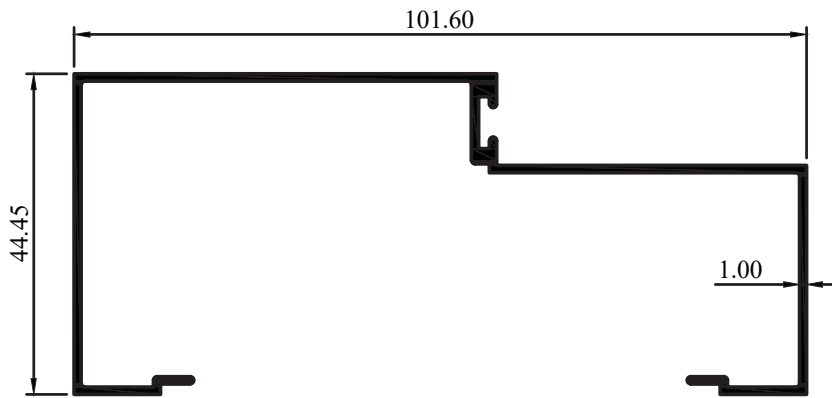
DOOR JAMB



SECTION NO : TRV901

W = 0.517 KG/M

P = 362.975 MM



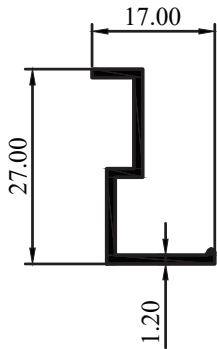
SECTION NO : TRV902

W = 0.640 KG/M

P = 455.17 MM

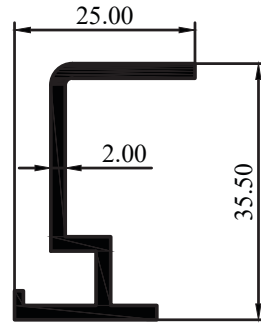


PROJECT



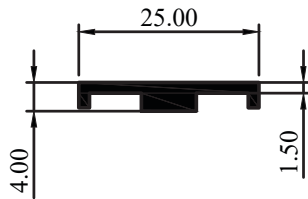
SECTION NO : TRVPM01

W = 0.166 KG/M
P = 104.371 MM



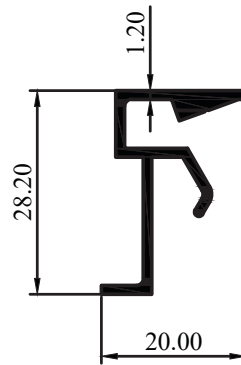
SECTION NO : TRVPM02

W = 0.422 KG/M
P = 161.283 MM



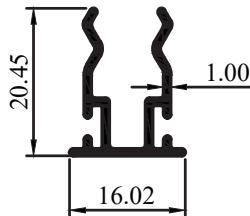
SECTION NO : TRVPM03

W = 0.169 KG/M
P = 66.000 MM



SECTION NO : TRVPM12

W = 0.263 KG/M
P = 142.120 MM



SECTION NO : TRVPM13

W = 0.185 KG/M
P = 133.851 MM



“Kusen Premium? yaa Trivalum”



trivalum.official



trivalum_official



www.inkalum.com

